



the Skyscraper

vol. 53 no. 6
June 2026

AMATEUR ASTRONOMICAL SOCIETY OF RHODE ISLAND * 47 PEEPTOAD ROAD * NORTH SCITUATE, RHODE ISLAND 02857 * WWW.THESKYSCRAPERS.ORG



Observing Events:

Open Nights at Seagrave*

June 6, CLOSED (monthly meeting)
June 13, 9-11 PM
June 20, 9-11 PM
June 27, 9-11 PM

*Members are encouraged to attend

Off-site Public Observing**

River Bend Farm, Uxbridge, MA
Friday, June 12, 9-10:30 PM
PoC: Francine Jackson/Jim Hendrickson

**Volunteers with telescopes, binoculars, or just a love of the night sky, are always welcome

Join us for Skyscrapers'

June Meeting

Featuring Dr. Ralph Milliken, Brown University

at Seagrave Memorial Observatory

Saturday, June 6, 2026

Social hour at 6:30pm, Presentation at 7:00pm

Join Zoom Meeting

<https://us06web.zoom.us/j/81775646802?pwd=W7aQTKBIObNaVZrIPTCehohE3RRgns.1>

Meeting ID: 817 7564 6802 Passcode: 451174

Red Light, Blue Light: Returned Samples from Near-Earth Asteroids and Implications in the Search for Key Ingredients for Life

Water and organic-bearing asteroids have played a fundamental role in the delivery of these materials to Earth throughout its history, yet many questions remain about the inventory of these objects and their geologic histories.

Recent missions such as Japan's Hayabusa2 and NASA's OSIRIS-REx spacecraft have observed and sampled two of these objects in near-Earth space, allowing for detailed understanding of the origin, evolution, and composition of primitive, carbon-bearing asteroids. Laboratory analyses of the returned samples reveal a diverse array of hydrated minerals and organic compounds, and spectral reflectance measurements of these materials provide a means to better understand how to identify similar objects throughout the Solar System. Ground- and space-based reflectance measurements remain the primary means for identifying and classifying asteroids, and the returned samples have provided unprecedented insight into how these data may be better interpreted and an opportunity to reevaluate long-held assumptions.

Dr. Ralph Milliken, Professor in the Department of Earth, Environmental, and Planetary Sciences at Brown University, received his B.S. in Geology from Indiana University (2001) and M.S. and Ph.D. in Geology from Brown University (2006).

After receiving his doctorate he spent four years at NASA's Jet Propulsion Lab/California Institute of Technology. Prof. Milliken joined the faculty at Brown in 2012 after two years on the faculty at the University of Notre Dame. His research interests include understanding the origin and role of water in the formation and evolution of the Solar System, the use of remote sensing techniques to determine the composition and geologic history of planetary bodies, and unraveling the sedimentary rock record of Mars. He is the science manager of the NASA-funded Reflectance Experiment Laboratory (RELAB) at Brown University and has participated on a number of U.S. and international planetary missions, including the European Space Agency Mars Express, Japan (JAXA) Hayabusa2, and NASA's Mars Reconnaissance Orbiter, Curiosity rover, and OSIRIS-REx missions. Prof. Milliken is also deeply interested in increasing access to high quality STEM education in underserved communities, engaging the public about what we are learning from NASA missions, and promoting the benefits of space exploration, activities that he promotes through his role as Director of the NASA Rhode Island Space Grant Consortium and Director of the NASA Rhode Island Established Program to Stimulate Competitive Research (EPSCoR).

President's Message

by Michael Corvese

Spring has finally sprung in New England, bringing with it opportunities to observe the night sky. Freezing, dreary nights are gone (for at least 4 months!) giving way to the springtime night sky. This is the time for galaxy hunting. With Leo high in the west, Virgo and Coma Berenices high in the south, we have many opportunities to observe objects that are tens or even hundreds of millions of light years away from planet Earth.

The Virgo Cluster stretches from Canes Venatici, south through Coma Berenices and Virgo, and down to Corvus. Our home, the Milky Way galaxy, as part of the Local Group of galaxies, is located in an outlying area of the Virgo Cluster. There are many gems in this part of the sky. M104, the Sombrero Galaxy is one of my favorites, showing off its galactic bulge and dark dust lane resembling its namesake. Markarian's chain is a smooth arc of galaxies found in the center of the Virgo Cluster featuring 8 gravitationally related galaxies including M84 and M86, which are massive elliptical or lenticular galaxies. Another object of interest in Virgo is 3C 273. It is one of the first quasars discovered and is one of the most distant objects that can be observed with amateur telescopes. 3C 273 is estimated to be 2.4 billion light years away. Think about that. When the light we see today began its travel, earth was supporting only prokaryotic life (anaerobic and cyanobacterial microorganisms). Observing 3C 273 is truly looking back into history!

Although some of these objects are observable with a good set of binoculars or a quality, small aperture telescope, the light buckets are really the tool to use to get a decent glimpse of these far away objects.

Aperture size is somewhat arbitrary, but I would consider light buckets to be telescopes with a diameter of 12" or greater. Smart telescopes are all the rage lately and the Virgo Cluster provides excellent targets. A friend of mine recently shared an image taken with a 30mm smart telescope of Markarian's Chain. Not only did the image hold the whole chain, but many other ancillary galaxies in the region were visible. Upon zooming-in, great detail of these galaxies were revealed. Truly a marvel of modern technology for an unheard-of price.

As you probably know, Seagrave Memorial Observatory supports our own "light buckets". Housing 12" and 16" Meade SCT telescopes, our roll-off observatories are actively used for open nights and other events. Members will also bring smart telescopes to open nights for public viewing. If you would like to see the wonders of galaxy season through these telescopes, please visit us on a clear Saturday night. Better yet, as a member, join the Observatory Committee and learn to use these telescopes yourself, opening the door to observing the night sky at your leisure.

In conclusion, springtime is an excellent time to get back out under the stars with milder temperatures and clear sky. Whether at your home or at Seagrave, keep looking up and enjoying the night sky.

Michael

New Member
Welcome to Skyscrapers
Michael Kenney
of Lincoln

The Skyscraper is published monthly by Skyscrapers, Inc. the Amateur Astronomical Society of Rhode Island. Meetings are held monthly, usually on the first or second Saturday of the month. Seagrave Memorial Observatory is open every Saturday night, weather and conditions permitting.

Submissions to The Skyscraper are always welcome. Please submit items for the newsletter by the 15th of the month to Jim Hendrickson at hendrickson.jim@gmail.com.

BOARD OF DIRECTORS 2026

President
Michael Corvese

Vice President
Steve Hubbard

Secretary
Lisa Baccala

Treasurer
Kathy Siok

Members at Large
John Kocur
Michael Kerr

Past President
Linda Bergemann

Trustees
Matt White
Jay Baccala
Bob Janus

Membership Committee Chairperson
Linda Bergemann

Observatory Committee Chairperson
Matt White

Outreach Coordinator
Linda Bergemann

Librarian
Francine Jackson

Historian
Jim Hendrickson

Editor
Jim Hendrickson

Astronomical League Correspondent (ALCor)
Linda Bergemann


Contents:

- 2 President's Message
- 3 Astronomical League Membership
- 4 Skylights: June 2026
- 9 Rhode Island's Artemis Moon Trees
- 10 Observatory Nights & Star Parties
- 11 Book Review: 111 Places in Space That You Should Not Miss
- 12 A Pair of Supernovae in Draco
- 15 The Sun, Moon & Planets in June
- 18 Photo Gallery

 **Night Sky Network**
nightsky.jpl.nasa.gov/clubs/skyscraper/

 **Facebook**
www.facebook.com/skyscrapersinc

 **Flickr**
www.flickr.com/photos/skyscrapers_inc

 **YouTube**
www.youtube.com/channel/UCEZ5UnO-Sly0DXsSrUAXONg

Member Presentations & Pizza Party

Saturday, July 11, 2026

(Note change of normal date due to July 4 holiday)

At Seagrave Memorial Observatory

We want you!

Calling all Skyscrapers members who have something to share!

If you have a 15-20 minute presentation (imaging you've doing, telescope you've made, anything of interest to the members) I want to hear from you. I have a couple of people lined up already, but still room for more!

And, we will be providing pizza and water / juice for our members before the July talks as a special summer treat.

6pm early start | 7pm talks start

So... if you've got something you're dying to share with your fellow Skyscrapers members, please let me know!

Steve Hubbard



Astronomical League Membership

by Linda Bergemann, ALCOR

To the members of Skyscrapers:
Greetings!

I am writing to encourage you to join the Astronomical League, an organization of amateur astronomical societies.

Skyscrapers is an organizational member of the Astronomical League. As a member of Skyscrapers, you can join the Astronomical League (through Skyscrapers) for only \$9.00 annually (individual or family). Currently, 36 members/families of Skyscrapers are also members of the Astronomical

League, myself included.

Skyscrapers will be submitting our annual roster of Astronomical League members on June 15. I have provided you with some information about the Astronomical League and benefits of membership below for your consideration.

If you are not currently a member of the Astronomical League and would like to join, please remit the \$9.00 annual dues payment before the June 15 deadline. If you are a current member of Astronomical League and

have not paid your dues for 2026, I have also contacted you separately.

Dues can be paid by debit or credit card through our PayPal account using this link: <https://skyscrapers-inc-de3d5c.ingress-baronn.ewp.live/join-renew/>

Be advised that I have replaced Jeff Padell as our Astronomical League Correspondent (ALCOR). If you have any questions, contact me by phone (401-322-9946) or email.

Regards,
Linda



The objective of the Astronomical League is to promote the science of astronomy by fostering astronomical education, by providing incentives for astronomical observation and research, and by assisting communication among amateur astronomical societies.

The Astronomical League is composed of over two hundred and forty local amateur astronomical societies from all across the United States. These organizations, along with Members-at-Large, Patrons, and Supporting members form one of the larg-

est amateur astronomical organizations in the world.

The first benefit you will see when you join is the next quarterly issue of the Reflector. This will be mailed to each member/family at his/her home address. The Reflector has articles, cartoons, poetry, book reviews, League business, and information about League services. Unlike commercial magazines, the Reflector is amateurs talking to other amateurs about their activities. Other benefits include national and regional conventions, the dis-

count Book Service, Celestial Savings, and more.

The Astronomical League also provides many different Observing Programs. These Observing Programs are designed to provide a direction for your observations and to provide a goal. The Observing Programs have certificates and pins to recognize the observers' accomplishments and for demonstrating their observing skills with a variety of instruments and objects.

Check out the Astronomical League website: <https://www.astroleague.org>

Skylights: June 2026

The skies of June bring us the shortest nights, a trio of evening planets, a daytime lunar occultation of Venus, and the most southerly full Moon of the year.

by Jim Hendrickson

The Sun

June brings us the longest days and the shortest nights, but there is still quite a lot to see.

June 1st is the first of 41 days with a minimum of 15 hours of daylight. We'll continue to experience longer daylight times through July 11.

The equation of time, the measure of how "fast" or "slow" the Sun is on a given date, is 0 on the 13th, and decreases to a minor minimum of -6:33 in late July. This is the reason why the latest sunsets extend for nearly two weeks past the solstice.

The earliest sunrise of 2026 is at 5:10am on the 14th.

The Sun is at solstice at 4:24am EDT on the 21st, the longest day of the year, with 15 hours and 13 minutes of sunlight for latitude 41.85° north.

The latest sunset of 2026 occurs at 8:24pm on the 27th, although it will take a few more days to notice any earlier sunset times, as it will be just two seconds earlier the following day, and 16 days until it sets before 8:20pm.

The Sun moves into Gemini on the 21st, where it will reside for the next 29 days.

The Moon

See the 92.6% waning gibbous Moon in the handle of the teapot asterism of Sagittarius on the 2nd-3rd, just 0.6° northwest of Nunki (τ Sagittarii).

Last quarter Moon is at 6:00am on the 8th in Aquarius.

The 29.6% waning crescent Moon meets Saturn on the 10th, appearing 4.4° to the north-northwest of the ringed planet. Two mornings later, the 12th, it is 6.9° west-northwest of Mars.

The 4.8% waning crescent Moon is near the Pleiades cluster in Taurus on the 13th. At about 4:00am, a medium telephoto lens will net the Pleiades, the Moon, and Mars,

all arranged in a crooked line extending 13° and almost parallel to the east-northeastern horizon.

There is a daylight occultation of the Pleiades by the Moon, lasting from 7:36am to 9:20am, but since this is only 22° west of the Sun, it won't be worth the effort to try to observe it.

New Moon is at 10:54pm on the 14th, marking the start of Lunation 1280. Over the next few days it joins the planetary trio in the west-northwest after sunset. First, a young Moon sighting opportunity exists on the 15th, when the 22.6 hour, 1.3% crescent sets 71 minutes past sunset.

Then on the 16th, the 5.5% crescent is just 2.4° northeast of Mercury, which telescopically also exhibits a crescent phase. Jupiter is 4.5° to the southwest, and if you see something sparkling above the Moon, that is Pollux (β Geminorum).

The 17th offers some special treats for lunar and planetary observers.

A daytime occultation of Venus by the waxing crescent Moon occurs at 3:59pm, when the Moon will be high in the sky, a few degrees west of the meridian, and 37° east of the Sun. Venus reappears from the sunlit limb of the Moon about 1/3 of the distance from the northern cusp to the midpoint of the crescent 70 minutes later. The sunlit position of the globe of Venus takes about 33 seconds to ingress, and about 39 seconds to reappear.

Although Venus is visible with binoculars during daytime skies of favorable transparency, a telescope with medium to high magnification will provide the best views. To avoid allowing any sunlight to get near your optics, and to mitigate heat distortion, set up in a shaded area that has an open view from south to southwest.

If you'd rather wait until sunset to observe, the Moon remains close to Venus, about 1.8°, during twilight. Moon-Venus

Lunar Almanac June 2026

8 Last Quarter
6:10 EDT in Aquarius



Rise	Transit	Set
01:04	06:53	12:56
-	44.0°	-
96.8°	180.0°	267.4°

14 New Moon
22:54 EDT in Taurus
Lunation 1280



Rise	Transit	Set
11:39	18:45	00:40
-	44.9°	-
91.6°	180.0°	264.4°

21 First Quarter
17:55 EDT in Virgo



Rise	Transit	Set
20:42	01:01	05:23
-	20.4°	-
127.9°	180.0°	233.1°

29 Full Moon
19:56 EDT in Sagittarius

Date	Position	Phase	Distance
1	18:00	Apogee	99.2% ✓ 1.057
14	19:00	Perigee	0.2% ✗ 0.929
28	03:00	Apogee	97.2% ✓ 1.057

Events in May

1	00:00	Moon (waxing 99.2%) at Apogee (1.057 LD) in Ophiuchus
1	05:13	First day with 15 hours of daylight (15:01:03, through July 11)
3	02:00	Moon (waning 92.8%) 0.6° SE of Nunki
3	07:00	Saturn in Pisces
5	00:00	Moon (waning 79.8%) 2.3° NE of Pluto
7	22:00	Venus 4.7° S of Pollux
8	06:00	☾ Last Quarter Moon in Aquarius
9	21:00	Venus 1.6° NNE of Jupiter
10	03:00	Moon (waning 29.6%) 4.4° NNW of Saturn
10	22:58	Latest Venusset
11	22:08	Latest Mercuryset
12	03:00	Saturn 0.9° SSW of Pallas
12	04:00	Moon (waning 11.3%) 6.9° WNW of Mars
13		Equation of Time = 0
13	04:00	Moon (waning 4.8%) 2.1° WNW of M45
14	05:10	Earliest Sunrise
14	19:00	Moon (waxing 0.2%) at Perigee (0.929 LD) in Taurus
14	22:54	☉ New Moon (Lunation 1280)
15	03:00	Saturn 3.9° NNW of Vesta
15	16:00	Mercury Greatest Elongation (24.5° E) in Gemini
15	21:34	Young Moon (waxing 1.3%; 22.6 hours) sets
16	21:30	Moon (waxing 5.5%) Venus, Jupiter & Mercury in the evening sky
17	15:59	Moon (waxing 10.8%) occults Venus (daytime; in: 15:59; out: 17:09)
17	20:56	Moon (waxing 11.9%) occults M44 (in: 20:56; out: 22:20)
17	21:00	Moon (waxing 12.3%) 1.8° ESE of Venus
19	21:00	Mars in Taurus
19	22:00	Venus 0.7° ENE of M44
19	22:00	Moon (waxing 30.8%) 5.8° SE of Regulus
21	04:24	Solstice
21	17:00	Sun in Gemini (29d)
21	17:55	☀ First Quarter Moon in Virgo
21	23:00	Jupiter in Cancer
23	22:00	Moon (waxing 71.4%) 4.2° SSE of Spica
24	02:59	Mars rises before astronomical twilight
24	21:00	Mercury 3.7° WSW of Jupiter
25	23:00	Neptune Quadrature (90° W) in Pisces
27	02:00	Moon (waxing 96.6%) 4.8° ESE of Antares
27	20:24	Latest Sunset
28	03:00	Moon (waxing 97.2%) at Apogee (1.057 LD) in Ophiuchus
29	03:00	Mars 4.4° SSE of M45
29	19:56	☾ Full Strawberry Moon in Sagittarius

Ephemeris times are in EDT (UTC-4) for Seagrave Observatory (41.845N, 71.590W)

pairings are always a stunning sight, and this one has an added dimension for telescope users. Beginning at 8:54pm, the Earthlit limb of the crescent Moon begins to occult the brighter stars of the Beehive Cluster, M44. Although this is deep in twilight, there are several star occultations to watch as the sky darkens. The last of the brighter members of the cluster reappear at 10:20pm. The sparkling cluster appearing just to the west of the 12.3% crescent Moon should be a fine sight in any telescope.

You can easily map the ecliptic on the 18th, when the Moon lies 8.0° west-northwest of Regulus, setting up a celestial lineup of five objects: Mercury, Jupiter, Venus, the Moon, and Regulus, all of which lie within 0.5° of the line demarcating the apparent path of the Sun in the sky, except Venus, which is presently 2.0° north of the ecliptic.

The Moon is a bit closer to Regulus (5.8° southeast) the following night, but the distinct alignment on the ecliptic is lost.

First quarter Moon is at 5:55pm on the 21st in Virgo. Two nights later, find the waxing gibbous 4.2° south-southeast of Spica, the constellation's brightest star.

On the 27th, the nearly full Moon is 4.8° east-southeast of Antares in Scorpius.

On the 28th, the 99.0% gibbous Moon occults the galactic center for 17 minutes beginning at 8:30pm EDT.

June's full Moon, named the Strawberry Moon for its proximity to the strawberry harvest, is at 7:56pm EDT on the 29th. Rising at 8:42pm during civil twilight, the Strawberry Moon is the most southerly culminating full Moon of 2026, appearing just 20.4° over our southern horizon when it transits at 1:01am on the final morning of the month, in Sagittarius. Note that the Moon lies within the teapot asterism, well below the ecliptic, and just 0.5° south of ϕ Sgr, a class B8 star with a luminosity 475 times brighter than the Sun, shining at a magnitude 3.1 from a distance of 239 light years. The Moon sets at 5:23am, nine minutes after sunrise.

The Planets

Both **Mercury** and Venus put on their best shows during June, with the innermost planet reaching a favorable maximum elongation of 24.5° east of the Sun on the 15th.

On the 9th, Mercury appears 50% illuminated (half-Moon phase), and goes through a waning crescent thereafter.

The fleeting planet has its latest set time at 10:08pm on the 11th, almost two hours after sunset. By month's end, it is setting just

under an hour after sunset.

Mercury spends the latter half of June within the same binocular field of view as Jupiter, with the two planets appearing closest, at 3.4°, on the 25th.

On the 25th, Mercury is over 10 arcseconds, and its 19.8% illuminated crescent should be an impressive sight in a telescope.

Not only is **Venus** at its best in June, but its proximity to Jupiter during the first two weeks of the month will be one of the highlights to see. A very spectacular grouping of Venus with Jupiter, Mercury, and the Moon occurs on the evenings of the 16th and 17th..

Each night in early June, Venus moves closer to Jupiter, finally overtaking the giant planet on the 9th, when the two planets will be just 1.6° apart.

Turn your telescope to Venus on the 19th to see it amidst the swarming stars of the Beehive Cluster, M44, in Cancer.

Venus remains prominently visible during June evenings. The Moon pays it a special visit on the 17th, when a daytime occultation occurs from 3:59pm to 5:09pm EDT.

On the 10th, Venus appears aligned with the twin stars Castor and Pollux. Also on the 10th, the setting time of the Evening Star reaches its latest time, when Venus is visible in our sky until 10:58pm, just a day after Mercury's latest set time.

By month's end, Venus will be just over 1.0 au from Earth, and its 69.1% illuminated gibbous globe will extend to 16.0 arcseconds

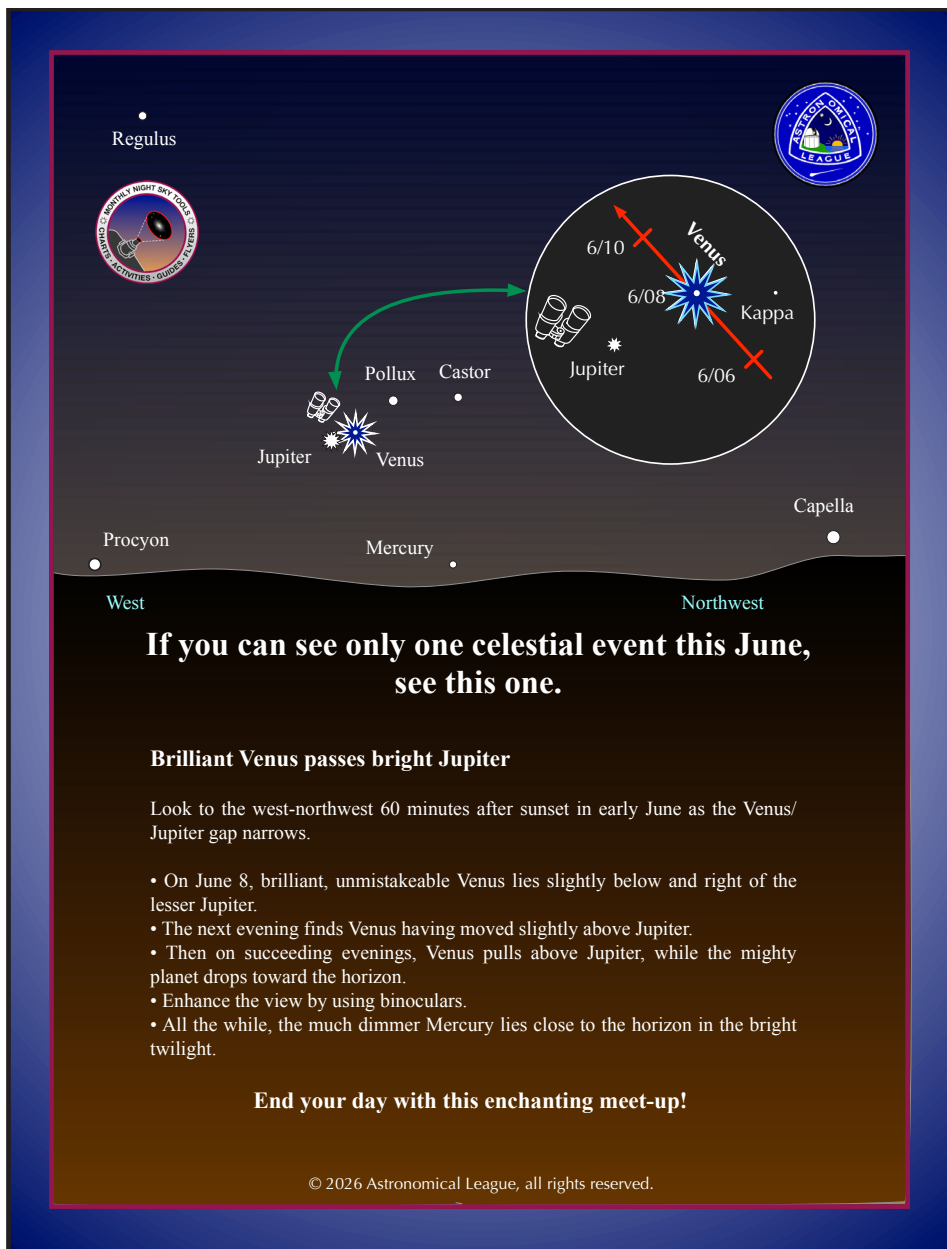
Mars becomes more visible in the pre-dawn sky during June. On the 12th and 13th, the waning crescent Moon is nearby.

The Red Planet enters Taurus on the 19th, and beginning on the 24th, it rises before the onset of astronomical twilight for the first time this season. During the final week of June, it can be seen within the same binocular field as not only the Pleiades cluster, but also Uranus. Mars is at its closest to the Pleiades, 4.4° to the south-southeast, on the 29th.

Still over 2 au from Earth, Mars shows a minuscule 4.4 arcsecond gibbous globe. We'll need to wait several more weeks until Mars is visible higher in the sky before even large telescopes are able to resolve surface features on the Red Planet.

Jupiter begins to depart our evening sky in June, but not before being joined by Venus and Mercury for a grand seasonal send-off. Its pairing with Venus will mark one of the more memorable sights in the early June sky.

On the 9th, Venus joins the king of the



If you can see only one celestial event this June, see this one.

Brilliant Venus passes bright Jupiter

Look to the west-northwest 60 minutes after sunset in early June as the Venus/Jupiter gap narrows.

- On June 8, brilliant, unmistakable Venus lies slightly below and right of the lesser Jupiter.
- The next evening finds Venus having moved slightly above Jupiter.
- Then on succeeding evenings, Venus pulls above Jupiter, while the mighty planet drops toward the horizon.
- Enhance the view by using binoculars.
- All the while, the much dimmer Mercury lies close to the horizon in the bright twilight.

End your day with this enchanting meet-up!

© 2026 Astronomical League, all rights reserved.

planets, with the pair separated by just 1.6°. A fine sight to the unaided eye, Venus is only 19.8% the distance to Jupiter from our view, at 1.195 au compared to Jupiter's 6.045 au. Jupiter's light takes over 50 minutes to reach us, whereas light from Venus is just under 10 minutes old.

During this close encounter, Jupiter holds his moons close. For a brief time before 9:00pm, you may see only one of its four Galilean satellites, Callisto; if you turn your telescope towards Jupiter during twilight. Io emerges from eclipse a few minutes later, and Europa transits Jupiter's disk, reemerging just before 9:40pm.

Jupiter sets outside of the period of astronomical twilight for the final time on the 13th, though it will remain visible for another three weeks.

Don't miss the chance to see the thin crescent Moon 4.5° to the west-northwest

of Jupiter on the 16th.

After having spent the past year within Gemini, Jupiter gets chased out of the twins constellation just as the Sun enters it on the 21st. It will reside within Cancer for the next three months. After it departs Gemini, it can be seen aligned with the twin stars Castor and Pollux on the 24th.

Jupiter ends the month of June sinking into the twilight along with Mercury, as the pair remain within the same binocular field during most of the second half of the month.

Saturn is coming into good viewing position in the morning sky. After a 55-day trek through Cetus, Saturn moves into Pisces on the 3rd, where it will remain until September 5, when it returns to Cetus by way of its retrograde motion.

In stark contrast to viewing Saturn last year, the ringed planet is showing us more

of its rings now, as its equatorial plane is now tilted more than 10° towards us, and the shadow of the planet on the back side of the rings is quite pronounced.

Saturn is joined by two of our solar system's largest asteroids in June, Pallas and Vesta, with the three bodies being in a line on the 14th. See the Minor Planets section for more details.

The 29.6% waning crescent Moon is 4.4° north-northwest of Saturn on the 10th.

Uranus returns to the morning sky, rising before the onset of astronomical twilight for the first time this season on the 29th. It can be seen with a telescope 5.0° southeast of the Pleiades.

Watch as Mars approaches the magnitude 5.8 seventh planet from the west, closing distance with Uranus by 1/3° per day. By the end of June, Uranus, Mars, and the Pleiades will all be within one binocular field of view.

Uranus has moved notably eastward since we last observed it in the evening sky, so we'll need to use a different set of stars to pinpoint its location, especially when its brightness is dimmed by a substantial amount of airmass as it remains low on the horizon.

Starting at the Pleiades, draw a line from Maia (20 Tauri) through Atlas (27 Tauri), and move 4.1° to the east-southeast until you encounter 4th magnitude star 37 Tauri. Continuing in approximately the same direction, just 1/3° away, is 5.9 magnitude 39 Tauri. Note the brightness of this star because it is about the equivalent to that of Uranus. From there, make a slightly obtuse angle to move three Moon diameters to the south to find Uranus. Note that Uranus is moving eastward at 3.0 arcminutes per day, so the angle you make from the pair of stars will widen over the next weeks, but early next month, we'll have an easier way to find Uranus.

Neptune is visible in the east-southeast before dawn, but unlike last season, Saturn can no longer be used as a guidepoint to locate the most distant planet, and it is not located near any other brighter stars, so we'll need to come up with a new way of locating it for this year.

Fortunately, it lies along a line extended southward from the eastern segment of the Great Square, so we can quickly get to the right area. Start at Alpheratz (α Andromedae- yes the northeastern star in the most distinct star pattern in Pegasus actually belongs to a different constellation), and move south through Algenib (γ Pegasi).

Continue southward along this line for about the same distance (14°) to find a little quadrilateral of 6th and 7th magnitude stars that is about 1° wide by $\frac{1}{4}^\circ$ tall. From the easternmost star, HD 1367, move south gain just over 1° to find a small triangle of 7th and 8th magnitude stars, whose longest segment, about $\frac{1}{2}^\circ$ in length, is the one farthest away from the quadrilateral above. From the westernmost star of this segment, HD 1329, Neptune will be just a few arcminutes to the west. At magnitude 7.8, its pale blue color should give it away under medium magnification in a telescope. Although Neptune is currently moving eastward at just under $\frac{1}{2}$ arcminute per day, we will be able to use these stars to locate the distant planet for the next several months.

Neptune reaches quadrature, 90° west of the Sun, on the 25th.

Minor Planets

Ceres remains too close to the Sun to be observed in June. It becomes visible again later in July.

Pluto, at a dim 14.6 magnitude, is located 3.7° northwest of ψ Capricorni, and 1.0° southeast of magnitude 6.1 HD 195006.

Use Saturn as a guide to find two of our solar system's largest asteroids, **2 Pallas** and **4 Vesta**, during June.

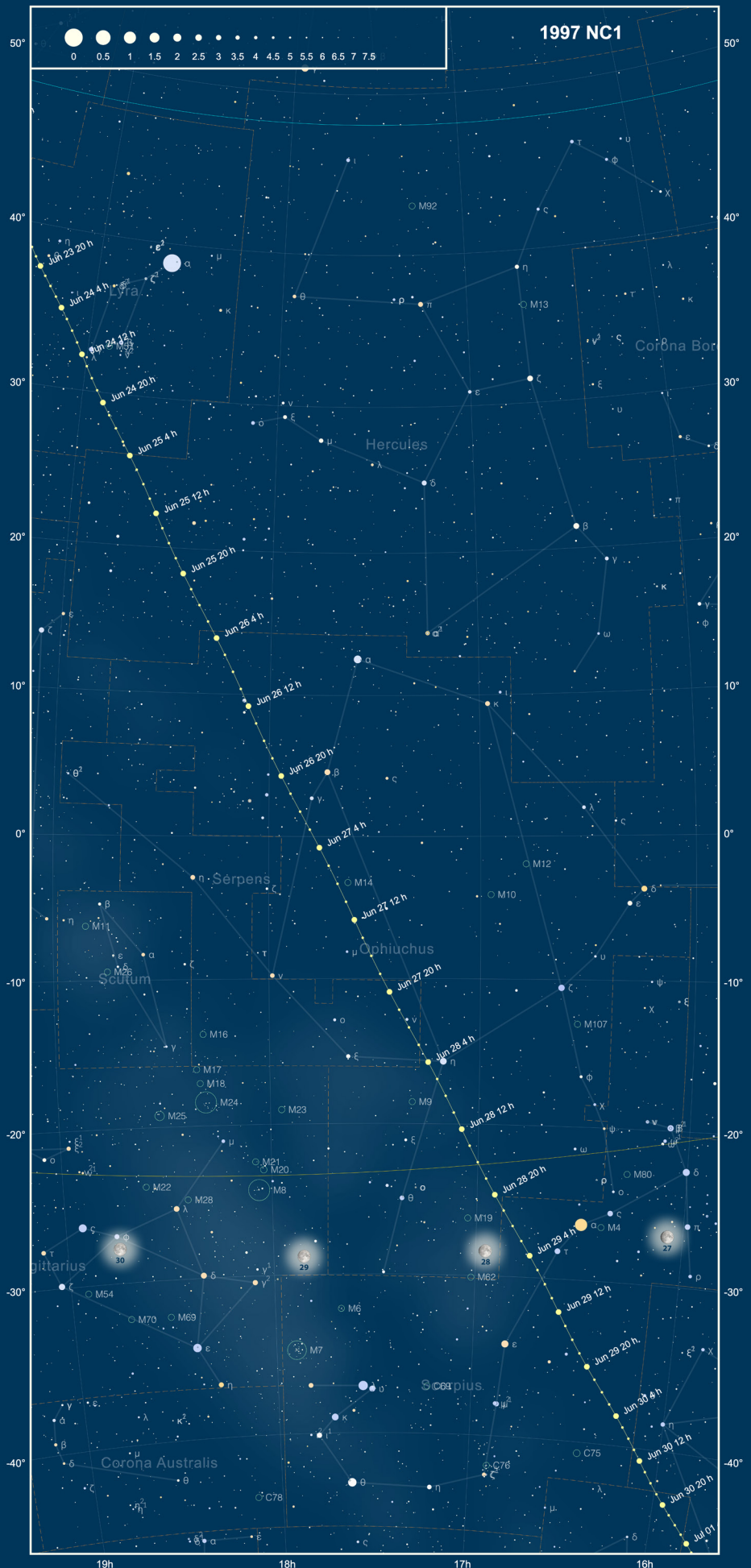
Pallas is just 0.9° north-northeast of Saturn on the 9th, and on the 10th, use a larger telescope to find 10.1 magnitude Pallas about $\frac{1}{4}$ of the distance between Saturn and the Moon, just about $\frac{1}{4}^\circ$ west of the line.

On the 14th, Pallas is just 1.0° north of Saturn, and Vesta is 3.9° south of the ringed planet, almost a perfect line of the three objects. At magnitude 7.9, Vesta will be a little easier to see in smaller telescopes.

As Earth and Pallas get closer through June, the asteroid slowly brightens through 10th magnitude. By the end of the month, it is 3.0 au distant and shines at magnitude 9.9.

On the 28th and 29th, use Pallas as a guide to locate a seldom-observed member of our Local Group: Caldwell 51 (C51, IC 1613) 1.7° to the south of the asteroid. C51 is an irregular dwarf galaxy just 2.3 million light years away, approximately the same distance as the Andromeda Galaxy. Although listed as magnitude 9.9, it is very diffuse and difficult to observe due to its low surface brightness. It is best to make a note and come back to it in a few months when it is better positioned higher in the sky.

Asteroid **3 Juno** is in Aquila, near the border with Aquarius. Shining at 10th magnitude, it begins moving retrograde in early



June, and is located near an asterism on the Astronomical League's Asterism Observing Program list, HD 196944, described as "Christmas Tree shape, with tip pointed south. Total of 20 stars."

Juno is at 2.0 au from Earth on the 26th.

1613 Smiley is moving westward through Sagittarius, just west of the Herman's Cross asterism (#100 on Astronomical League's Asterism Observing Program), and slowly brightening through 16th magnitude as it approaches opposition and its closest distance to Earth in July. On the 19th, Smiley is 3.0° due north of the globular cluster Messier 55.

Small asteroids are whizzing past Earth all the time, but most of them are rather small, and challenging to observe for backyard astronomers. However, in late June, an asteroid approximately a kilometer across will come within easy reach of our telescopes, but not close enough to cause concern.

Designated **152637 (1997 NC1)**, it will approach from the north, and is expected to be 11th magnitude by the evening of the 24th, when it will be 5.0° south of Sheliak (beta Lyrae), moving south-southwestward at 28 arcminutes per hour.

On the 25th-26th, it moves through Hercules, shining at magnitude 10.9 about 15° west of the Coathanger asterism (Cr 399) at the end of evening twilight, and moving south-southwestward at 36 arcseconds per hour.

The following night, the 26th-27th, may be the best time to view it, as it remains relatively high in the sky, and passes fairly close to an easily recognized asterism in Ophiuchus: Taurus Poniatovii, located a few degrees east of magnitude 2.8 Cebalrai (beta Ophiuchi) and the large open cluster IC 4665. On this night, the magnitude 10.3 asteroid will be moving south-southwestward at 43 arcminutes per hour, motion that is swift enough to detect in real-time as it moves past background stars.

Its closest approach of 0.0171 au (just 6.7 times the distance to the Moon) occurs just after 4:00am on the 27th.

By the 27th, glare from the nearby 96.7% waxing gibbous Moon begins to impede observations, but the asteroid should remain visible with a medium-aperture telescope. Still moving at 42 arcminutes per hour, it passes within five arcminutes to the east of magnitude 4.3 ν Serpentis at about 11:10pm.

The 28th-29th will likely be the last night it can easily be tracked, as it moves through Scorpius, 5.0° east of Antares at

midnight. On the 29th-30th, it is about 10° south of Antares, and on the final evening of the month it is too low in our sky to be observed.

While classified as a potentially hazardous asteroid (PHA), 1997 NC1 is not predicted to impact Earth in the foreseeable future, so get out your telescopes and enjoy the view of this close pass.

Meteors

One of the lesser-known meteor showers, the **June Bootids**, is active during the end of June. The shower is fed by periodic comet 7P/Pons-Winnecke, which has an orbital period of just over six years. Jupiter's tug on the comet and its meteor stream has resulted in a wide range of meteor activity over the years, with several significant outbursts in the early 20th century, but in recent years, the shower has been fairly quiet. However, due to the favorable position of the radiant high overhead during late June evenings, expect to possibly see a few meteors around the peak night of June 28th.

Stars

During these shortened June evenings, not only does the sparkle occur overhead, but also in the landscape around us, as fireflies (Lampyridae) engage in their annual mating rituals by lighting our nights.

With the year's latest onset of darkness, the spring sky moves out from over us at a rapid pace. At the beginning of June, the eastern half of the Winter Hexagon remains in view over the western horizon. By month's end, the spring constellations Leo, Virgo, and Corvus are beginning to slip into the western twilight as the eastern sky is being filled with the star patterns of summer, which will remain visible for the next six months.

Ursa Major assumes its seasonal nose-down orientation, with the Big Dipper appearing to be pouring out its contents over the northwestern horizon.

Low in the north, Cassiopeia crosses to the east of the meridian, and with it, the summer Milky Way slowly begins to arc over the eastern sky, culminating in Scorpius, now coming into view in the southeast.

Arcturus, the beacon of spring and the 4th brightest star in the sky, is now high in the south at dusk. Look to the east to see the Summer Triangle, and due south during early June evenings lies a constellation you may have thought you'd never see from New England: **Centaurus**.

June is the last month of spring,

providing us with some of the last cool, clear, and transparent nights before the onset of summer haze and humidity. That makes it a good time to delve deep into the southern sky during the evening hours to enjoy some heavenly sights that we don't get to see very often.

Although this southern constellation is perhaps best known for hosting the closest star system to our Sun, Rigel Kentaurus (α Centauri), and some notable deep sky objects, some of which are visible to us but very challenging to see due to their extremely low position in our sky, we'll look for a star that should be fairly easy to find: Menkent (θ Centauri). Listed as the fourth-brightest star in the constellation at magnitude 2.1, Menkent is the second-brightest theta star of any constellation, only bested by Sargas (θ Scorpii), at magnitude 1.9, 40° to its east and 6.5° lower in declination. It is worth remembering that even bright stars at very low elevations are extinguished by a significant amount of air-mass, and will not appear nearly as bright as their catalog-listed magnitude, especially on nights of less-than-ideal transparency. Choose a night in early June, when bright moonlight doesn't interfere, and hopefully, the hazy, humid nights haven't yet begun. Menkent is located at RA 14h 06m 41s, Dec: -36° 22' 12", and is located very close to the same hour angle as Arcturus, so once the

Bayer Designations

(Greek alphabet)

α	alpha	ν	nu
β	beta	ξ	xi
γ	gamma	\omicron	omicron
δ	delta	π	pi
ϵ	epsilon	ρ	rho
ζ	zeta	σ	sigma
η	eta	τ	tau
θ	theta	υ	upsilon
ι	iota	ϕ	phi
κ	kappa	χ	chi
λ	lambda	ψ	psi
μ	mu	ω	omega

bright star transits, look with binoculars just 12° above the southern horizon.

Many of the brighter stars in Centaurus are hot, blue stars in the B classification that lie several hundred light years away, Menkent is a fairly unremarkable K class star that is only 61 light years away. It is not a binary, nor does it have any known exoplanets. It is a relatively ordinary star in our stellar neighborhood, but for us, it holds the distinction as being the easiest resident of Centaurus to see in our sky.

And while we're on the hunt for far southern objects, keep your binoculars or small telescope ready as the next constellation east of Centaurus crosses the meridian,

Scorpius.

Our destination is easy to locate just off-set of the halfway point between Alnasl (γ Sagittarii, the tip of the teapot asterism) and Shaula (λ Scorpii, the brightest star at the end of the stinger)

Messier 7 holds the distinction of being the southernmost Messier object, at a declination of $-34^{\circ} 49'$. Noted by Greco-Roman astronomer Ptolemy in the year 130 as a nebulous object, this open cluster, now commonly known as Ptolemy's Cluster, was added by Charles Messier to his famous list of non-cometary objects in 1764.

Located 980 light years away and spanning 25 light years across, M7 contains

about 80 stars over an area roughly three times the diameter of the full Moon, making this a fine sight in smaller instruments. It would certainly be more frequently visited if it weren't for its exceptionally low elevation in our sky, culminating at only 13.4°

With the shape of a broad X whose NE-SW line is staggered, M7 has a Trumpler classification of 1,3,r, meaning it is detached with a strong central core, has a wide range of magnitudes, and is rich in stars.

Don't miss this fine celestial sight, and when you return from your southern sojourn, meander back north through the Milky Way, and perhaps you will discover a new favorite destination.

RHODE ISLAND'S

Artemis Moon Trees

by Francine Jackson

We're sure everyone was glued to their screens watching the Artemis II crew's 10-day trek to the Moon, the first in many peoples' lifetimes. For those of us who were around during the Apollo program, probably the first thought was on the line of "It's about time."

Many of you might be unaware that one experiment on the Apollo mission resulted in the distribution of Moon Trees, seeds that were sent up on Apollo 14 in 1971. After first being proposed by a member of the U.S. Forest Service, Stuart Roosa, command module pilot, brought a canister of [500 seeds](#) of varied species. Upon return, the seeds were

sent to Forest Service stations in Gulfport, Mississippi, and Placerville, California, to germinate. Nearly all were successful, and many of them were planted alongside their Earth counterparts. After several decades, there appeared no discernible difference between the two sets of trees.

In 2022, NASA announced it would repeat the experiment, this time sending [1,000 seeds](#) aboard Artemis I. On returning to Earth, we're happy to report that two of these trees, both [American Sweetgum](#), are now in Rhode Island: On the grounds of the Tiverton Public Library, and Barrington's Middle School. Sadly, the only

way to find them is to notice one tree on the property that has a fencing around it, although the one in Barrington does have a "sticker" saying "moon tree" on one of the fence posts. Otherwise, there is no notation that they have traveled hundreds of thousands of miles to reach their destinations. Many other trees, especially those from the Apollo seedlings, have plaques alongside, explaining their extraordinary travels. There is no writing whether plaques for the Artemis trees have been made, but perhaps in the future there will be a way to remind us all of their journey, as they deserve to be made known.



Tiverton Public Library

41.62425, -71.14894

American Sweetgum (*Liquidambar styraciflua*)

Planted June 2024



Barrington Middle School

41.74617, -71.33324

American Sweetgum (*Liquidambar styraciflua*)

Planted October 2024



Observatory Nights & Star Parties

Seagrave Observatory Night Saturday, May 16, 2026

Weather: Clear, 60° light SW breeze

Participants: Michael Corvese, Jim Hendrickson, Linda Bergemann, John Kocur, Jay Baccala

Attendees: 15

Observed: M3, M51, M104, Porrima, La Superba, NGC 4565, M13, M44, Mizar & Alcor, Polaris, and Arcturus

Photos: <https://flic.kr/s/aHBqjCUj1Z>

Reports by Jim Hendrickson

I arrived at Seagrave Observatory during twilight, Venus and Jupiter had already dipped behind the trees to the west-northwest, and were out of view even from the Clark telescope.

The weather was clear, with transparency about 4 out of 5, temperatures in the low 60s and a light southwesterly breeze that remained comfortable throughout the night. The peepers were chirping throughout the night, but their activity has diminished as we're nearing the end of their season.

Michael Corvese set up the Clark telescope, ready to aim at M13 once the sky darkened. He entertained several visitors early on, some from as far away as Newport.

In the front yard, John Kocur set up one of the 8-inch Orion Skyquest Dobsonians that was donated to Skyscrapers recently, and observed M44, Mizar and Alcor, Polaris, and Arcturus.

Linda Bergemann served as greeter at the front table. Also present were Jay Baccala, and Bob Napier who arrived later in

the evening.

When the sky darkened I aligned the 12-inch Meade on Arcturus, then moved to M3, the globular cluster in Canes Venatici.

A return visitor who had some sky knowledge requested M51, the spiral galaxy in Canes Venatici. Both nuclei appeared clearly, with a general glow around the larger one. Spiral structure was difficult to resolve as the transparency was a little less than perfect. Then, we looked at M104 in Virgo. We seldom get to see this part of the sky from the back scopes, as it is in the appropriate position for just an abbreviated period of time during late April through early May. The dust lane was very apparent, and looking at galaxies brought up discussions about supernovae and black holes.

One couple that had stayed for a while waited until they were the only ones left in the 12-inch observatory to ask if I could find something by coordinates, to which I obliged. They had "purchased" a 10th magnitude star that happened to be located within the Kepler field region of Lyra, a few degrees west of Vega. A pair of stars were located near the center of the field of view, so I couldn't point out which specific one they were interested in seeing, but they were happy that I was able to find it for them, and that it just may have some exoplanets orbiting it.

A few of our visitors remarked about how many satellites could be seen, sometimes several at once: a substantial increase over just the past few years. Later in the evening, a very bright object, probably close to Jupiter in brightness, rose out of the

north-northeast, heading south. Too steep of an inclination to be either the International or Chinese space stations, I checked Heavens Above and found it likely to be Kosmos 1805, a defunct Soviet satellite launched 40 years ago.

There was a pair of passes of the International Space Station, but we missed both of them, as they were low in the north..

Porrima (gamma Virginis) was the next target. A pair of 3.5 magnitude class F0 stars with a 169-year orbit, they were separated by less than one arcsecond at their closest 20 years ago, and are currently about 3.5 arcseconds apart. The stellar twins are separated by an average distance of 43 au, and are located just over 38 light years from us.

La Superba, a notable carbon star in Canes Venatici, was positioned high overhead. It isn't listed in the LX200 star catalog, so I needed to use the coordinates to locate it. Fairly easy to locate, rather bright, and distinctly deep-orange hued, it is mysterious why this star doesn't get more attention than it does.

By the time most of the visitors had left, I had time to set up the Seestar. After having some difficulty getting it to calibrate itself in equatorial mode, I removed the wedge and went to alt-az. I had a list of targets I intended to attempt, but at the time a thin wisp of cloud was passing nearly overhead, obstructing some of them. I set the scope to capture the field containing T Coronae Borealis and Caldwell 38 (NGC 4565), an edge-on spiral galaxy 40 million light years away in Coma Berenices.

The session ended at 11:15pm.

Book Review

111 Places in Space That You Should Not Miss

By Mark McCaughrean, Koln: Emons Verlag, 2025, ISBN [978-3-7408-0601-9](https://www.isbn-international.org/product/978-3-7408-0601-9), Softbound, \$23.95, US

Reviewed by Francine Jackson

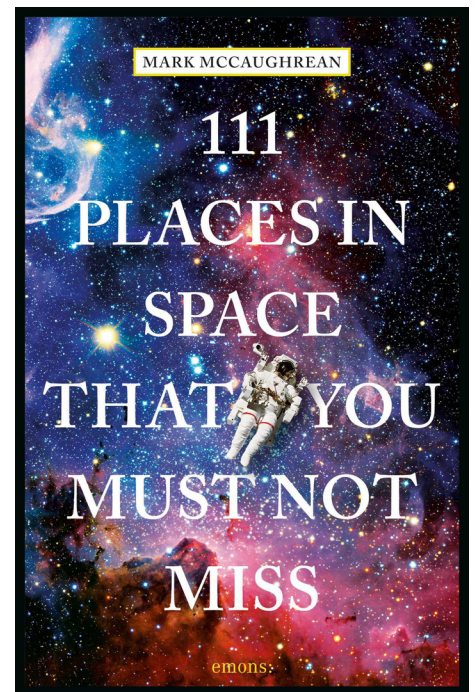
Recently, I read *Why Space Will Freak You Out: The Scariest, Strangest Parts of the Universe*, by Kimberly Arcand and Megan Watzke, and, on reading *111 Places in Space That You Should Not Miss*, at times it appeared this book was a more adult version of Arcand's and Watzke's.

McCaughrean's book has beautiful images of all of his tentative destinations, in addition to vivid descriptions of each. He has us traveling to all parts of the universe, to next door – the planets – with their individual quirks (Venus's harsh environment, Mars's disappointing "face"), to star-forming nebulae, and on to many of our known galaxies. For each place, he gives a description of what we could expect to find were we to venture close: Sometimes they could be an adventure in Wonderland; at others, we might want to bypass and continue on.

In reading his directions they are a bit

short: For objects out of our solar system, it's "head to the constellation of (named), for (X) million years at the speed of light." Not very specific. Also, within the directions, the author leaves a "tip," which includes one or more places to see on the way. That object is noted, with a couple sentences of explanation, but not enough to entice the traveler to stop there.

As a book to introduce the reader to the beauty and wonders of our universe, *111 Places in Space* is a great start, showing how incredible is the universe in which we live. However, it would be so much more were he to have included maps showing his locations, and expanded a bit more on his alternative destinations. Again, like the Arcand/Watzke book, it gives you a fair amount of good advice on what to stay away from, and what might be a welcome stopping point. And, of course, the images alone are worth getting this travelogue.



April 1



April 17

The restoration of the stone wall between the observatory parking lot and Peep Road was completed during the second week of April by Greenville Tree Co. in preparation for the installation of the Scituate Heritage Trail sign, now in place near the driveway entrance. See more at <https://flic.kr/s/aHBqjCVjAf>



A Pair of Supernovae in Draco

by Gregory T. Shanos

There are currently two stars that went supernova in the constellation of Draco.

The first was discovered on March 17, 2026 by the automated ATLAS survey in the spiral galaxy NGC 4205. Known as SN2026fvx it peaked at magnitude +12.3 and is currently fading. Reports from late April (22-26) indicate it has faded from its peak, with magnitude estimates of 13.8 to 14.0. Spectroscopy has identified this as a Type Ia supernova. A Type Ia supernova occurs when a white dwarf's gravity steals material away from a nearby stellar companion. When the white dwarf reaches an estimated 1.4 times the current mass of the Sun, it can no longer sustain its own weight and explodes. Type Ia supernovae produce a consistent peak luminosity because of the fixed critical mass at which a white dwarf will explode. Their consistent peak luminosity allows these explosions to be used as standard candles to measure the distance to their host galaxies. A distinguishing feature in the spectra of Type Ia supernovae is that they do not show hydrogen lines and have a strong silicon absorption line during maximum luminosity.

The second supernova was discovered on April 22, 2026, by Japanese astronomer Yasuo Sano in the galaxy NGC 5907. This galaxy is known as the "Splinter" or "Knife's edge" galaxy since it is seen edge-on.

Designated SN2026kid this supernova was magnitude 16.6 at discovery and has since brightened to +15.6 magnitude. Spectroscopic analysis identified this a Type II supernova. Type II supernovae result from the rapid collapse and explosion of a massive star. The star must have at least eight times the mass of the Sun to undergo this type of explosion. Type II supernovae do show hydrogen lines in their spectra.

Upon learning of these two supernovae from reports on the internet, I decided to attempt an image of both supernovae using the Seestar S50 smart scope. The constellation of Draco is circumpolar from mid-Northern latitudes. Being at 27 degrees North latitude, Draco, Ursa Major, Cassiopeia, and Cepheus are NOT circumpolar from my location. Fortunately, Ursa Major and Draco appear high in the sky around midnight during Spring from Sarasota, Florida.

I heard of SN2026fvx first. On April 21, 2026 I aligned my Seestar S50 and attempted to image the supernova. The spiral galaxy NGC 4205 is at magnitude +13.0 to +13.8 and rather unimpressive. However, the supernova was easily visible under Bortle 6 suburban skies and with a 39% waxing Moon! See [Figures 1 & 2](#).

After successfully imagining SN2026fvx I then turned my attention to SN2026kid.

Figure 4: Image taken on April 27, 2026 at 12:54am local time or April 27, 2026 4h 54m Universal Time. Clear down to the horizon with an 81% waxing gibbous moon in the west. NGC 5907 is a beautiful edge-on spiral galaxy at magnitude +11.1. Ten second exposures were aligned and stacked for 60 minutes. Crop with application of AI denoise internal to the smart scope. SN2026kid is identified and was at 15.6 magnitude. Image by Gregory T. Shanos Longboat Key, Sarasota, Florida.

In contrast, NGC 5907 is an impressive edge-on spiral at magnitude 11.1. SN2026kid was fainter at approximately magnitude 15.6 yet the Seestar S50 was able to capture the supernova! See [Figures 3 & 4](#). SN2026kid was imaged under Bortle 6 skies with an 81% waxing gibbous moon illuminating the sky!

In conclusion, I will continue to image these two supernovae until they are no longer visible. By the time this article is published, these supernovae would have faded significantly, however, I encourage everyone to attempt to image these rare celestial events. Whether you are using a more conventional astrophotography setup or a smart telescope, imaging a supernova in action is once in a lifetime experience!




Figure 2: Image taken on April 21, 2026 at 11:03pm local time or April 22, 2026 3h 03m Universal Time. Clear down to the horizon with a 39% phase waxing moon low in the west. Crop with application of AI denoise internal to the smart scope. SN2026fvx is identified and was at +13.8 to 14.0 magnitude. Image by Gregory T. Shanos Longboat Key, Sarasota, Florida.

 <https://flic.kr/s/aHBqjCTBff>

References

Spiral Galaxy NGC 4025 - Wikipedia
https://diq.wikipedia.org/wiki/NGC_4025

SN2026fvx Supernova in NGC 4205 - Smart Telescopes - Cloudy Nights
<https://www.cloudynights.com/forums/topic/997311-supernova-in-ngc-4205/>

SN2026fvx Latest Supernovae
<https://www.rochesterastronomy.org/supernova.html>

Type Ia supernova - Wikipedia
https://en.wikipedia.org/wiki/Type_Ia_supernova

Spiral Galaxy NGC 5907 - Wikipedia
https://en.wikipedia.org/wiki/NGC_5907

SN2026kid Supernova 2026kid in NGC 5907
<https://www.rochesterastronomy.org/sn2026/sn2026kid.html>

Type II supernova Type II supernova - Wikipedia
https://en.wikipedia.org/wiki/Type_II_supernova



The memorial garden mount was restored by John Kocur on May 27, 2026.

I was at Seagrave Observatory on May 27 to repaint the mount in the memorial garden. I used a metal grinder, sander, scrapers, and Rustoleum hammertone spray paint. It took about 2 1/2 hours.

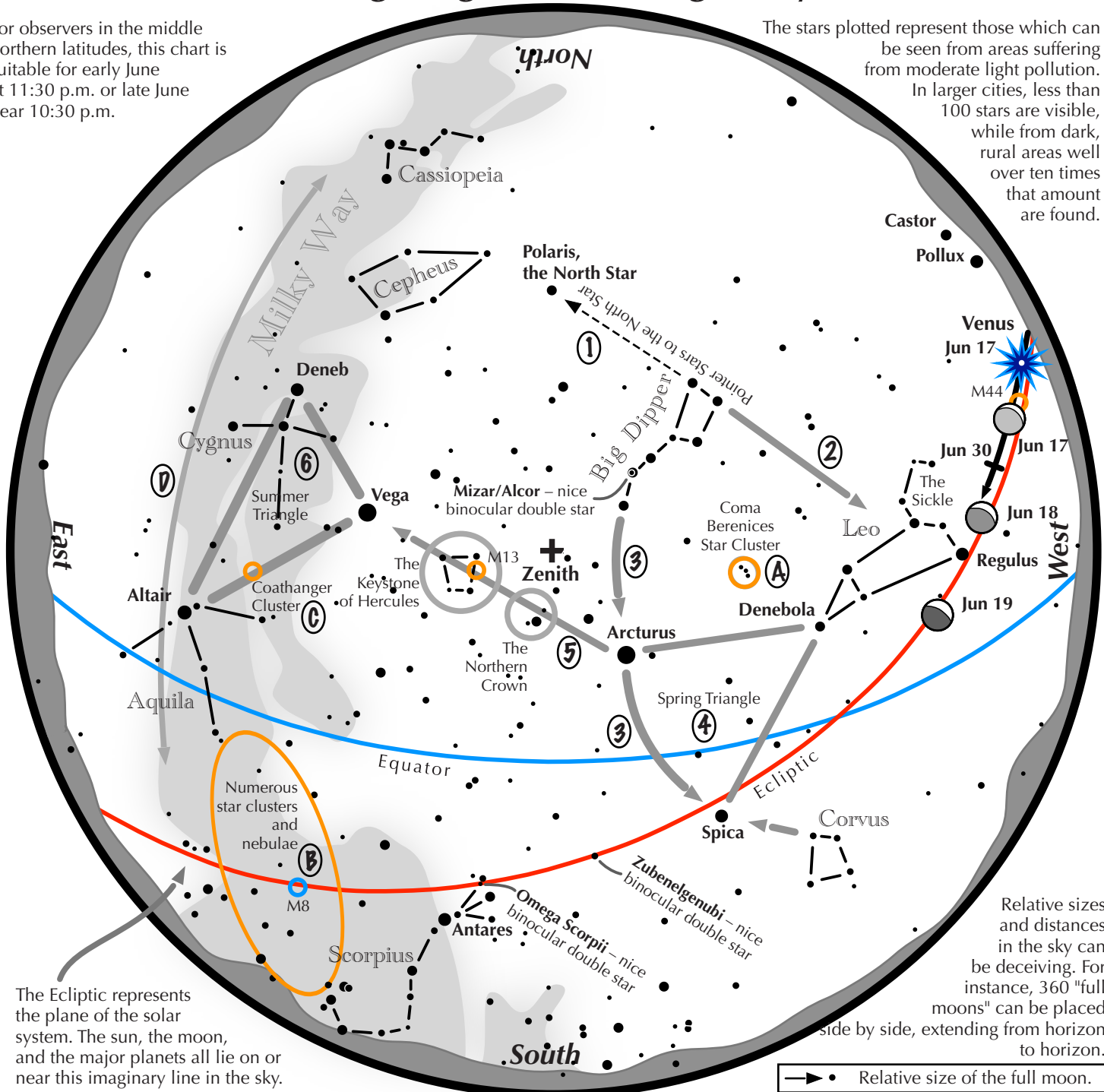
See more photos of improvement projects at Seagrave Memorial Observatory: <https://flic.kr/s/aHBqjCVbcV>

Navigating the June Night Sky

2026

For observers in the middle northern latitudes, this chart is suitable for early June at 11:30 p.m. or late June near 10:30 p.m.

The stars plotted represent those which can be seen from areas suffering from moderate light pollution. In larger cities, less than 100 stars are visible, while from dark, rural areas well over ten times that amount are found.



The Ecliptic represents the plane of the solar system. The sun, the moon, and the major planets all lie on or near this imaginary line in the sky.

Relative sizes and distances in the sky can be deceiving. For instance, 360 "full moons" can be placed side by side, extending from horizon to horizon.

→ • Relative size of the full moon.

Navigating the June night sky: Simply start with what you know or with what you can easily find.

- 1 Extend a line north from the two stars at the tip of the Big Dipper's bowl. It passes by Polaris, the North Star.
- 2 Draw another line in the opposite direction. It strikes the constellation Leo high in the west.
- 3 Follow the arc of the Dipper's handle. It first intersects Arcturus, the brightest star in the June evening sky, then Spica.
- 4 Arcturus, Spica, and Denebola form the Spring Triangle, a large equilateral triangle.
- 5 To the northeast of Arcturus shines another star of the same brightness, Vega. Draw a line from Arcturus to Vega. It first meets "The Northern Crown," then the "Keystone of Hercules." A dark sky is needed to see these two dim stellar configurations.
- 6 High in the east are the three bright stars of the Summer Triangle: Vega, Altair, and Deneb.

Binocular Highlights

- A: Between Denebola and the tip of the Big Dipper's handle, lie the stars of the Coma Berenices Star Cluster.
- B: Between the bright stars of Antares and Altair, hides an area containing many star clusters and nebulae.
- C: 40% of the way between Altair and Vega, twinkles the "Coathanger," a group of stars outlining a coathanger.
- D: Sweep along the Milky Way for an astounding number of faint glows and dark bays.



Astronomical League www.astroleague.org/outreach; duplication is allowed and encouraged for all free distribution.

The Sun, Moon & Planets in June

This table contains the ephemeris of the objects in the Solar System for each Saturday night in June 2026. Times in Eastern Daylight Time (UTC-4). Ephemeris times are for Seagrave Observatory (41.845N, 71.590W).

Object	Date	RA	Dec	Const	Mag	Size	Elong	Phase(%)	Dist(S)	Dist(E)	Rise	Transit	Set
Sun	6	4 56.3	22 37.7	Tau	-26.8	1891.6	-	-	-	1.015	05:11	12:45	20:18
	13	5 25.3	23 11.8	Tau	-26.8	1890.0	-	-	-	1.016	05:10	12:46	20:22
	20	5 54.4	23 25.8	Tau	-26.8	1888.8	-	-	-	1.016	05:10	12:48	20:25
	27	6 23.5	23 19.6	Gem	-26.8	1888.2	-	-	-	1.016	05:13	12:49	20:25
Moon	6	21 22.6	-17 23.2	Cap	-12.2	1785.6	118° W	74	-	-	00:17	05:26	10:44
	13	3 09.8	22 07.9	Ari	-9.9	1979.1	31° W	7	-	-	03:16	11:10	19:16
	20	10 26.3	8 42.9	Leo	-11.4	1925.9	67° E	30	-	-	11:31	18:02	00:20
	27	15 59.7	-26 26.1	Sco	-12.4	1776.7	147° E	92	-	-	19:01	23:18	03:34
Mercury	6	6 31.6	25 19.1	Gem	-0.2	6.7	22° E	58	0.384	1.005	06:37	14:22	22:06
	13	7 11.4	23 52.2	Gem	0.3	7.7	24° E	44	0.421	0.872	06:56	14:33	22:08
	20	7 38.2	21 44.4	Gem	0.8	8.9	24° E	31	0.449	0.753	07:04	14:30	21:55
	27	7 50.7	19 31.6	Gem	1.5	10.3	21° E	18	0.464	0.656	06:58	14:13	21:29
Venus	6	7 33.4	23 43.5	Gem	-3.9	13.8	36° E	78	0.719	1.223	07:46	15:22	22:58
	13	8 08.4	22 15.0	Cnc	-3.9	14.4	37° E	76	0.720	1.175	08:01	15:30	22:58
	20	8 42.2	20 18.1	Cnc	-4.0	15.0	39° E	73	0.721	1.125	08:15	15:36	22:55
	27	9 14.7	17 56.6	Cnc	-4.0	15.8	40° E	71	0.722	1.073	08:30	15:41	22:50
Mars	6	2 44.7	15 19.6	Ari	1.3	4.3	32° W	96	1.416	2.173	03:32	10:32	17:33
	13	3 05.1	16 52.3	Ari	1.3	4.3	33° W	96	1.423	2.156	03:19	10:25	17:32
	20	3 25.6	18 16.6	Tau	1.3	4.4	35° W	96	1.430	2.138	03:06	10:18	17:31
	27	3 46.2	19 31.8	Tau	1.3	4.4	37° W	95	1.438	2.118	02:54	10:11	17:29
1 Ceres	6	4 08.7	18 03.1	Tau	8.8	0.3	12° W	100	2.767	3.751	04:45	11:55	19:06
	13	4 20.4	18 43.9	Tau	8.9	0.3	16° W	100	2.762	3.725	04:26	11:40	18:53
	20	4 32.2	19 21.5	Tau	8.9	0.3	20° W	100	2.756	3.693	04:08	11:24	18:40
	27	4 44.0	19 55.7	Tau	8.9	0.3	23° W	99	2.751	3.654	03:49	11:08	18:27
Jupiter	6	7 48.2	21 32.1	Gem	-1.7	32.7	40° E	100	5.268	6.008	08:09	15:34	22:59
	13	7 54.0	21 17.0	Gem	-1.7	32.4	34° E	100	5.270	6.077	07:48	15:12	22:36
	20	8 00.1	21 00.7	Gem	-1.7	32.1	29° E	100	5.272	6.137	07:28	14:51	22:13
	27	8 06.2	20 43.2	Cnc	-1.7	31.8	24° E	100	5.275	6.188	07:08	14:29	21:51
Saturn	6	0 50.1	2 53.9	Psc	0.9	16.7	63° W	100	9.470	9.893	02:24	08:36	14:49
	13	0 52.1	3 04.5	Psc	0.8	16.9	69° W	100	9.468	9.787	01:58	08:11	14:24
	20	0 53.8	3 13.4	Psc	0.8	17.1	75° W	100	9.466	9.676	01:31	07:45	13:59
	27	0 55.2	3 20.5	Psc	0.8	17.3	81° W	100	9.464	9.563	01:05	07:19	13:33
Uranus	6	4 01.2	20 28.5	Tau	5.8	3.4	13° W	100	19.462	20.450	04:27	11:47	19:07
	13	4 02.9	20 33.2	Tau	5.8	3.5	19° W	100	19.461	20.417	04:00	11:21	18:42
	20	4 04.5	20 37.7	Tau	5.8	3.5	26° W	100	19.460	20.371	03:34	10:55	18:16
	27	4 06.1	20 42.0	Tau	5.8	3.5	32° W	100	19.459	20.314	03:08	10:29	17:51
Neptune	6	0 17.4	0 24.9	Psc	7.9	2.3	71° W	100	29.881	30.193	02:00	08:04	14:07
	13	0 17.8	0 27.1	Psc	7.9	2.3	78° W	100	29.881	30.079	01:33	07:36	13:40
	20	0 18.1	0 28.7	Psc	7.9	2.3	84° W	100	29.888	29.963	01:05	07:09	13:13
	27	0 18.3	0 29.6	Psc	7.9	2.3	91° W	100	29.888	29.845	00:38	06:42	12:46
Pluto	6	20 35.0	-22 58.3	Cap	14.5	0.2	130° W	100	35.53	34.870	23:48	04:22	08:55
	13	20 34.6	-23 01.0	Cap	14.5	0.2	137° W	100	35.535	34.789	23:21	03:54	08:27
	20	20 34.2	-23 03.8	Cap	14.5	0.2	143° W	100	35.540	34.718	22:53	03:26	07:59
	27	20 33.6	-23 06.8	Cap	14.5	0.2	150° W	100	35.544	34.659	22:25	02:58	07:31



**MUSEUM OF
NATURAL HISTORY
AND PLANETARIUM**
Roger Williams Park

1000 Elmwood Ave
Providence, RI 02907
401.680.7221
providenceri.gov/museum



**Planetarium Shows
Weekends at 2pm**



**Providence
Parks**



Upcoming Presentations

JULY 11

Member Presentations

at Seagrave Memorial
Observatory

[https://nightsky.jpl.nasa.gov/
events/skyscraper/123293/](https://nightsky.jpl.nasa.gov/events/skyscraper/123293/)

AUGUST 1

Dr. Vijay Varma, UMass, Dartmouth

at Seagrave Memorial
Observatory

[https://nightsky.jpl.nasa.gov/
events/skyscraper/123294/](https://nightsky.jpl.nasa.gov/events/skyscraper/123294/)

SEPTEMBER 5

Dr. Savvas Koushiappas, Brown University

at Seagrave Memorial
Observatory

[https://nightsky.jpl.nasa.gov/
events/skyscraper/125246/](https://nightsky.jpl.nasa.gov/events/skyscraper/125246/)

OCTOBER 3 & 4

AstroAssembly

at Seagrave Memorial
Observatory

NOVEMBER 7

November Presentation

TBD at Seagrave Memorial
Observatory



2026

January 10–19
February 9–18
March 10–19
April 9–18
May 8–17
June 6–15
July 6–15
August 4–13
September 2–11
October 2–11
November 1–10
November 30–December 9

Globe at Night

**Get Out and Observe
the Night Sky!**

Engage people worldwide in observing the nighttime sky.
Encourage students and families to participate in citizen-science with a hands-on learning activity.
Gather light pollution data from an international perspective to monitor sky brightness and its effects.

globeatnight.org

**Skyscrapers
Official
Merchandise**

<https://www.bonfire.com/store/skyscrapers/>

<https://business.landsend.com/store/skyscrapersinc/>



**Scituate
Heritage
Trail**

Historic Scituate, Rhode Island

WHY ATTEND ALCON?

Some people think astronomy is more of a solitary activity, but most amateur astronomers know it's actually the shared experience that brings richness and depth to astronomy.

ALCON gives us an opportunity for gathering to celebrate and learn about our shared love of astronomy, and to meet other like-minded amateur astronomers, exchange ideas on what we do within astronomy, from observing and astrophotography, to citizen science and public outreach.

The shared experience of astronomy is one of the things which for many justifies this as a life-long endeavor, and attending an **ALCON** is a great way to engage others in pursuit of that experience. It's the reason so many attend **ALCON** year after year.

ALCON 2026 Cincinnati, will give you an opportunity to learn about Mars, asteroids and meteorites, astronomy history, how to engage young scientists, and a well-represented category of how we, as amateurs, can make a real impact through our involvement with citizen science. And much more. It will give you an opportunity to explore a city that has a significant history in the astronomy world, both amateur and professional, and engage with other amateur astronomers from all over the nation.

Please join us this August 12-15 for **ALCON 2026 Cincinnati**, and for the very special afterparty on August 16 under the dark skies of Southern Ohio.

Explore with Us at **ALCON 2026 Cincinnati**.

ALCON2026.org



**Cosmic
Coffeehouse**

*Informal astronomy chat room
meets on the 15th of each month at 7:00pm*

- interactive ZOOM format
- current news
- featured speakers
- equipment reviews
- observing notes
- fun 'n games

To receive your invite, send request to Astro-Geek@comcast.net

Photo Gallery

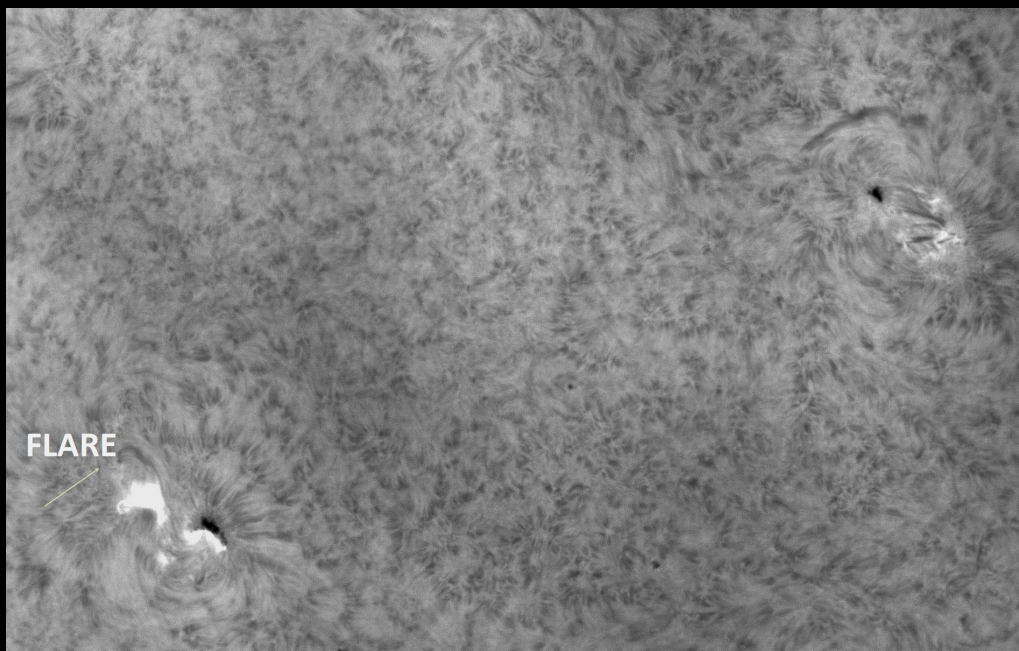
Solar Flare by Conrad Cardano

I recorded this flare at 2pm (18:00 Universal Time) on May 7.

Checkout the [attached video!](#)

Equipment: SVBONT 102mm f/6.5 achromat, Quark Chromosphere, ASI 174MM

Software: Capture: Sharpcap 1000 frames @1/60sec every 3 minutes for two hours, stacking: Autostakkert, processing: IMPPG



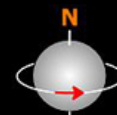
Jupiter May 9, 2026 Shadow Transit of Europa & Ganymede

Gregory T. Shanos Sarasota, Florida USA
Meade LX200GPS 250mm fl 2500mm f/10
ZWO ASI 462MM monochrome camera
Vernonscope 1.25x Barlow
Derotated 9 minutes in WinJupos

Magnitude: -2.0
Diameter: 34.6"
Phase: 99.9%
Altitude: 47°
Seeing: 5/10 Average
Transparency: 7/10
Light clouds, Hazy, Humid



00h 59.4 UT
Baader 685nm R-IR longpass filter
CMI: 291.9° CMII: 273.1° CMIII: 194.9°
Moon above shadow is Europa



Albireo double star split S50 by Jeff Padell

Last night one of the targets I decided to try was splitting Albireo, a double star. I wasn't sure how well an inexpensive scope would do on it. Here is a 2 minute exposure and it nailed it! You can see the separation with no problem!



Caldwell 20 (IC5070) by Jeff Padell

The latest update to Siril now allows for up to 8,000 fits files!

With that I decided to redo the C20 mosaic that I did on the morning of May 15, this time with 3,320 files or about 9 hours of exposures. Using Siril I was able to stretch it without blowing out the stars.

Directions to Seagrave Memorial Observatory

From the Providence area:

Take Rt. 6 West to Interstate 295 in Johnston and proceed west on Rt. 6 to Scituate. In Scituate bear right off Rt. 6 onto Rt. 101. Turn right onto Rt. 116 North. Peeptoad Road is the first left off Rt. 116.

From Coventry/West Warwick area:

Take Rt. 116 North. Peeptoad Road is the first left after crossing Rt. 101.

From Southern Rhode Island:

Take Interstate 95 North. Exit onto Interstate 295 North in Warwick (left exit.) Exit to Rt. 6 West in Johnston. Bear right off Rt. 6 onto Rt. 101. Turn right on Rt. 116. Peeptoad Road is the first left off Rt. 116.

From Northern Rhode Island:

Take Rt. 116 South. Follow Rt. 116 thru Greenville. Turn left at Knight's Farm intersection (Rt. 116 turns left) and follow Rt. 116. Watch for Peeptoad Road on the right.

From Connecticut:

- Take Rt. 44 East to Greenville and turn right on Rt. 116 South. Turn left at Knight's Farm intersection (Rt. 116 turn left) and follow Rt. 116. Watch for Peeptoad Road on the right.
- or • Take Rt. 6 East toward Rhode Island; bear left on Rt. 101 East and continue to intersection with Rt. 116. Turn left; Peeptoad Road is the first left off Rt. 116.

From Massachusetts:

Take Interstate 295 South (off Interstate 95 in Attleboro). Exit onto Rt. 6 West in Johnston. Bear right off Rt. 6 onto Rt. 101. Turn right on Rt. 116. Peeptoad Road is the first left off Rt. 116.



47 Peeptoad Road
North Scituate, Rhode Island 02857